



## DESIGNER COLLECTION TUBS MODEL # 93

# Andrea 3®

## 72" x 36" x 20.25"

### GENERAL SPECIFICATIONS:

**Material** - Acrylic

**Installation** - Drop-in or Undermount

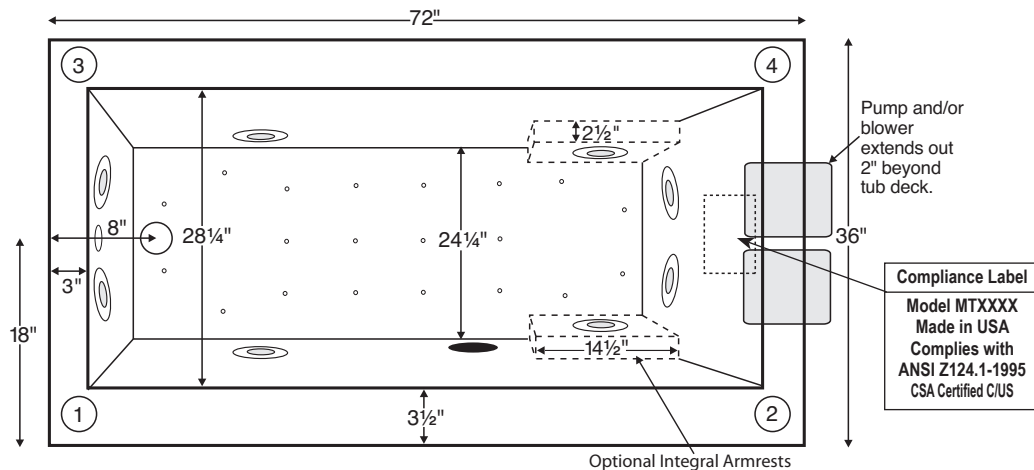
**Plumbed Weight** - 135 lbs / 61 kg

**Soaker Weight** - 110 lbs / 50 kg

**Average Fill** - 60 gal to above jet level

**Maximum Fill** - 100 gal to overflow

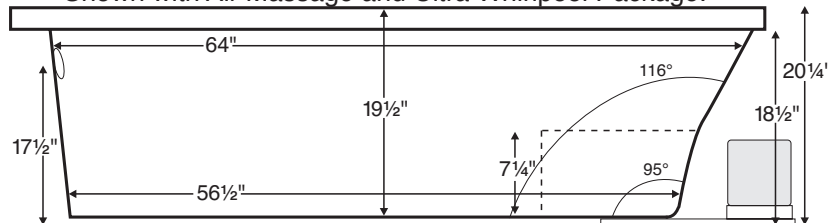
*NOTE: Filling this tub to the maximum may require an above average size or dedicated water heater.*



Numbered areas on tub deck represent possible locations to install cleaning systems, faucets and other fixtures.

**Pump extends out approximately 2" beyond tub deck.**

**Shown with Air Massage and Ultra Whirlpool Package.**



**IMPORTANT:**  
Air baths and tubs with a pre-leveled foam base or frame system add 2-3" to overall tub height.

### ELECTRICAL COMPONENTS & SPECIFICATIONS

Required Electrical Service - 110 Volt

Hydrotherapy Package	Components Included	GFCI
Standard Whirlpool	2-bhp pump	1-15 amp
Ultra Whirlpool	2-bhp pump, inline heater	2-15 amp
Air Massage	heated blower	1-15 amp
Air Massage Elite	heated blower, chromatherapy	1-15 amp
Air Massage with Standard Whirlpool	2-bhp pump, heated blower	2-15 amp
Air Massage with Ultra Whirlpool	2-bhp pump, inline heater, heated blower	2-20 amp
Air Massage Elite with Standard Whirlpool	2-bhp pump, heated blower, chromatherapy	2-15 amp
Air Massage Elite with Ultra Whirlpool	2-bhp pump, inline heater, heated blower, chromatherapy	2-20 amp

For electrical requirements of tub options, see page C-2.










CSA Certified C/US; ANSI Z124.1 for plastic tubs and ANSI 112.19.7 for whirlpool components.

### IMPORTANT ORDERING & INSTALLATION INFORMATION:

- Before ordering or installing, please consider future access to equipment.
- Add bedding compound to fully level and support bottom of tub.
- Tubs equipped with an air bath or a pre-leveled foam base are designed to rest on the floor *without* bedding compound, provided the floor is level.
- **Overall tub height is increased by approx. 2-3" when tub is equipped with any air bath package or when pre-leveled foam base or frame system is ordered.**
- Please measure tub **on-site** before building tub decking.
- If you are planning to use a glass enclosure, MTI must be advised when ordering for possible relocation of controls.
- Suction and control locations may vary.
- Specifications and configurations are subject to change without notice.
- Measurements are  $\pm 1/2"$  and are subject to change without notice.
- Measurements herein supersede all others published prior to publication date shown below.

See the "Designer Collection Tubs Installation & Operation Manual" included with tub delivery or go to [mtibaths.com/support/installation\\_operation/manuals](http://mtibaths.com/support/installation_operation/manuals) for all the information necessary to install and operate the tub.

MTI's Customer Service Department is available Monday-Friday 8am-6pm EST at 800-783-8827 or [customerservice@mtibaths.com](mailto:customerservice@mtibaths.com) to answer any questions pertaining to ordering or installation.

Hydrotherapy Packages		Package Contents	Standard Pump/Blower Locations	Part # <i>Specify 'DI' for drop-in or 'UM' for undermount</i>	MSRP
Soaker		soaking bath - no jets		S93-DI S93-UM	\$2,075
Whirlpool Packages	Standard Whirlpool	6 point-massage jets, 2-bhp pump		P93-DI P93-UM	\$3,920
	Ultra Whirlpool	8 point-massage jets, 2-bhp pump, inline heater		P93U-DI P93U-UM	\$4,885
Air Bath Packages	Air Massage	20 air jets, heated air blower, Aromatherapy, pre-leveled foam base (increases overall height 2-3")		AST93-DI AST93-UM	\$4,675
	Air Massage Elite	30 air jets, heated air blower, Aromatherapy, Chromatherapy LED lighting, Spa Mode, pre-leveled foam base (increases overall height 2-3")		AE93-DI AE93-UM	\$6,275
Air Bath / Whirlpool Combo Packages	Air Massage with Standard Whirlpool	6 point-massage jets, 2-bhp pump, 20 air jets, heated air blower, Aromatherapy, pre-leveled foam base (increases overall height 2-3")		AW93-DI AW93-UM	\$6,605
	Air Massage with Ultra Whirlpool	8 point-massage jets, 2-bhp pump, inline heater, 20 air jets, heated air blower, Aromatherapy, pre-leveled foam base (increases overall height 2-3")		AU93-DI AU93-UM	\$7,630
	Air Massage Elite with Standard Whirlpool	6 point-massage jets, 2-bhp pump, 30 air jets, heated air blower, Aromatherapy, Chromatherapy LED lighting, Spa Mode, pre-leveled foam base (increases overall height 2-3")		AEAP93-DI AEAP93-UM	\$8,500
	Air Massage Elite with Ultra Whirlpool	8 point-massage jets, 2-bhp pump, inline heater, 30 air jets, heated air blower, Aromatherapy, Chromatherapy LED lighting, Spa Mode, pre-leveled foam base (increases overall height 2-3")		AEAP93U-DI AEAP93U-UM	\$9,435

**Lead Time** - Soakers and Whirlpool Packages - 5 business days  
Air Baths and Combo Packages - 7 business days

**NOTES:** • Aromatherapy is eliminated for undermount applications  
• Air Baths, Pre-Leveled Foam Base or Frame Systems increase overall height by 2-3".

Premium Options	NOTE: part codes for all options listed in parenthesis.
<b>Stream Bath</b> - provides a relaxing water current (STREAM) <b>\$1,695</b> Available for soaker or air bath packages only. See p. C-3 for detailed specifications.	
<b>Radiance</b> - integrated tub shell heating system (RAD100) <b>\$999</b> see p. C-5	
<b>Chromatherapy</b> - underwater LED lighting (LE) <b>\$560</b> see p. C-6 Included in some hydrotherapy packages listed above.	
<b>Stereo H<sub>2</sub>O</b> - includes 4 integrated audio transducers (STEREOH20) <b>\$1,099</b> Requires audio source(s) and amplification not provided by MTI - see p. C-7.	
Standard Options	
<b>Standard Colors:</b> White (CWH), Bone (CBN), Biscuit (CBS) <b>Color Upgrade:</b> (COL2) <b>\$485</b> See p. C-1 for individual color part codes.	
<b>Quick Ship</b> - reduces lead time - please call for availability (QSPRI) <b>\$350</b>	
<b>Textured, Slip-Resistant Bottom</b> - meets ASTM F-462-1994 (TXBTM) <b>\$70</b>	
<b>Virtual Spout</b> - high-flow integrated tub filler (FPMJ) <b>\$300</b> see p. C-11	
<b>Integral Armrests</b> - 1 pair (INTARM) <b>\$95</b> see p. C-10	
<b>Teak Seat for use with armrests</b> (TK-REMTSEAT) <b>\$395</b> see p. C-15	
<b>Low-Profile Rim</b> - reduces rim height to 9/16" (LPR) <b>\$115</b> see p. C-10	
<b>Inline Heater</b> - included in some hydrotherapy packages listed above - see p. C-9 Whirlpools or Combo Packages (HTI) <b>\$495</b> Soaker, Air Baths or Stream Bath (HTISOAK) <b>\$695</b> Includes a recirculating pump.	
Installation Aids	
<b>Tile Flange</b> must specify flange location(s) on order - see p. C-26 Note: Tile flange not available with Low-Profile Rim option. Factory-Installed on 3 sides - rigid ABS (TFK3) <b>\$175</b> Field Install Kit - includes rigid ABS & adhesive (TFKNI) <b>\$160</b>	
<b>Pre-Leveled Foam Base</b> - for soaker or whirlpools (PLFOAM) <b>\$165</b> see p. C-27	
<b>Pre-Leveled Frame and Foam Base (PLF)</b> <b>\$475</b> see p. C-27	
<b>Pre-Leveled Frame and Foam Base with Skirting</b> see pp. C-27-C-29 for info.	

Accessories & Hardware for All Packages
<b>Drain Kits</b> - other finishes also available see pp. C-12-13
<b>Toe-Tap with Slim-Line Integrated Overflow</b> Choose from: Chrome (SLOT C), Brushed Nickel (SLOTBN), Polished Nickel (SLOTPN) or White (SLOTWH) <b>\$400</b>
<b>Toe-Tap with Rectangular Overflow</b> - Chrome (WOTRC) <b>\$260</b> ; Brushed Nickel (WOTRBN) <b>\$265</b> ; White (WOTRW) <b>\$265</b>
<b>Toe-Tap with Round Overflow</b> - Chrome (WOTTC) <b>\$260</b> ; Brushed Nickel (WOTTBN) <b>\$265</b> ; Polished Nickel (WOTTPN) <b>\$315</b>
<b>Cable Driven</b> - Chrome (WOCD) <b>\$290</b> ; Brushed Nickel (WOCD BN) <b>\$335</b> ; Polished Nickel (WOCDPN) <b>\$475</b> ; Oil-Rubbed Bronze (WOCDOR) <b>\$475</b>
<b>Lift &amp; Turn</b> - Chrome (WOC) <b>\$115</b> ; Brushed Nickel (WOBN) <b>\$210</b>
<b>Grab Bars</b> - 9" Curved, set of 2 see p. C-14 Acrylic - color-matched with tub - standard colors only (GB) <b>\$290</b> Metal - Chrome (GBMCC), Brushed Nickel (GBMCBN) <b>\$320</b>
<b>Pillows</b> - from <b>\$115</b> see p. C-14
<b>Teak Tub Tray</b> - Slatted (TK-TRAY1) or Solid (TK-TRAY2) <b>\$395</b> see p. C-15
<b>Teak Bath Mat</b> (TK-MAT3018) <b>\$395</b> custom sizes also available - see p. C-15
Accessories & Cleaning Systems for Whirlpool Packages
<b>Trim Kits</b> - must be ordered at time of tub purchase; other finishes available - see p. C-19 Standard Whirlpool - Chrome (TRC) <b>\$220</b> ; Brushed Nickel (TRBN) <b>\$550</b> Ultra Whirlpool - Chrome (TRCU) <b>\$295</b> ; Brushed Nickel (TRBNU) <b>\$750</b>
<b>Pump Upgrade</b> - 3-bhp (PUMP3) <b>\$230</b>
<b>Additional Jet Options</b> see p. C-18
<b>Whirlpool Cleaning Systems</b> - see pp. C-20-24 Fill-Flush (FFSO) <b>\$560</b> ; Simple Touch (FFE) <b>\$650</b>
<b>Ozonator</b> - bath water purification system (OZONE) <b>\$495</b> see p. C-25

**Note:** Addition of options may alter standard pump/blower locations shown above.